H3C WA7232 Series Access Point

Triple-Radio Indoor Wi-Fi 7 Access Point

Product overview

Leveraging unprecedented ultra-high speed, enhanced security protection, and highly resilient connectivity capabilities, H3C Wi-Fi 7 Access Points deliver a transformative upgrade to user experience, emerging as the ideal network solution for high-density scenarios. Whether for on-premises, cloud, or hybrid deployment models, they can all seamlessly integrate into the existing network infrastructure. With their flexible deployment features, they comprehensively cover high-bandwidth and high-quality network experience scenarios, and accurately meet diverse needs.

WA7232 is equipped with three distinct radios. Three of them operate within the 6-GHz, 5-GHz, and 2.4-GHz frequency bands respectively. WA7232 features tri-radio 6 streams and with built-in antenna, including 2x2 6-GHz, 2x2 5-GHz, and 2x2 2.4-GHz, achieving speeds up to 9.335 Gbps. The access point has a 10G optical port and a 2.5GE electrical port.

Views

WA7232	WA7232

Features and highlights

Wi-Fi 7 AP with Powerful Capabilities

H3C Wi-Fi 7 Series Access Points (APs) are specifically designed for demanding users, corely delivering secure, highly resilient, and high-performance Wi-Fi connectivity—accurately meeting the rigorous wireless experience requirements of enterprise-grade scenarios.

H3C Wi-Fi 7 series APs support three flexible AP modes (CloudAP, FitAP, AnchorAP), which can operate independently or work in collaboration with wireless controllers. They can be freely switched according to actual deployment needs, adapting to different network architectures. Meanwhile, they are paired with H3C's Cloudnet cloud-based deployment platform and AD-Campus on-premises deployment platform—both platforms are equipped with capabilities for intelligent automated management, AI-driven insights, and unified infrastructure management and control. Leveraging these two flexible deployment options, users can easily enable full-lifecycle management of Wi-Fi 7 APs, maximizing the efficiency of intelligent O&M (Operations and Maintenance). This thus ultimately meets the diverse application scenario needs of various enterprises.

Wi-Fi 7 WA7232 Key Features

Adopt a triple-radio design with 6 streams, covering 2x2 MIMO for 2.4 GHz, 2x2 MIMO for 5 GHz, and 2x2 MIMO for 6 GHz. The 6 GHz band further supports up to 320 MHz channels, enabling the device to deliver a maximum tri-band aggregated data rate of 9.335 Gbps.

The 6G radio frequency (RF) of this product supports flexible mode switching. After switching the 6G frequency band to 5G, the AP can simultaneously provide dual 5G frequency bands, which accommodates more device connections and meets networking needs in various scenarios.

The AP is equipped with 1 x 2.5GE electrical port and 1 x 10G SFP+ optical port. The 10G SFP+ optical port supports PoE input and enables 400-meter-long PoE+ (802.3at) power supply via a 1mm² hybrid copper-fiber cable.

Integrate Bluetooth module and USB port, support IoT expansion, and effectively meet the flexible and diverse connectivity needs of the IoT ecosystem.

AI-powered dynamic power-saving effectively reduces device power consumption while cutting operational costs.

Wi-Fi 7 standard

The IEEE 802.11be standard (Wi-Fi 7) is the latest Wi-Fi technical standard currently available, encompassing core enhanced features such as 4096 Quadrature Amplitude Modulation (4096-QAM), Multi-Link Operation (MLO), Enhanced Orthogonal Frequency Division Multiple Access (OFDMA), and preamble puncturing technology that supports a 320 MHz channel width.

Wi-Fi 6E is a core technical "extension" of Wi-Fi 6 to the 6 GHz frequency band, while Wi-Fi 7 represents a technical evolution and upgrade of Wi-Fi 6/Wi-Fi 6E — it builds on Wi-Fi 6E by adding and enhancing core functions including support for 320 MHz wide channels, Multi-Link Operation (MLO), and 4096-QAM (4K-QAM) modulation technology. These improvements can significantly boost data transmission rates and connection stability, making it particularly suitable for application scenarios with stringent low-latency requirements, such as AR and VR.

Wi-Fi 7 6GHz Frequency Band Advantages

Wi-Fi 7 makes full use of the up to 1200 MHz of available spectrum resources in the 6 GHz frequency band to achieve higher network throughput and better application performance.Relying on up to three 320 MHz independent channels that can be allocated in this frequency band, Wi-Fi 7 can more effectively support scenarios requiring low latency and high bandwidth, such as 8K and other ultra-high-definition (UHD) video, augmented reality/virtual reality (AR/VR), and high-speed large-file transmission.

Only devices compatible with the Wi-Fi 6E or Wi-Fi 7 standards can access the 6 GHz frequency band; older devices (e.g., those supporting only Wi-Fi 5 and earlier standards) need to continue using the 5 GHz or 2.4 GHz frequency bands. This frequency band division will neither cause interference to transmissions in the 6 GHz frequency band nor lead to reduced speeds for older devices in their original frequency bands.

H3C Cloudnet Cloud-Based Deployment and Management

H3C Wi-Fi 7 series APs can work in cloud AP mode, and can also collaborate with wireless controllers (ACs). If combined with the H3C Cloudnet cloud platform, enterprises can achieve unified monitoring and management of wired and wireless networks, and obtain an integrated operation and maintenance experience.

The Cloudnet platform is equipped with an intuitive interactive Web interface and advanced, scalable management tools. It adopts a fully distributed architecture, enabling comprehensive management of network, terminal, user, and service activation functions.

H3C AD-Campus On-Premises Deployment and Management

H3C Wi-Fi 7 series APs can work in cloud AP mode, and can also collaborate with wireless controllers (ACs). If combined with the H3C AD-Campus platform, enterprises can achieve unified monitoring and management of wired and wireless networks, and obtain an integrated operation and maintenance experience.

The AD-Campus platform is equipped with an intuitive, user-friendly web interface, supports network control, and provides a unified view of the network topology while enabling policy-based network management.

Diverse Multi-Device Collaboration Modes for APs

H3C Wi-Fi 7 series APs support operation in FitAP mode and work in collaboration with wireless controllers, switches, routers and security products with embedded wireless controllers. This enables them to adapt to scenarios of different

scales, simplify O&M (Operations and Maintenance) to reduce costs, enhance network performance and security, support flexible business expansion, and ultimately achieve on-demand deployment while protecting customers' early-stage investments.

IoT Extended Functions

H3C Wi-Fi 7 series APs integrate practical extended functions to support smart applications across multiple scenarios. Each AP is built with a high-performance Bluetooth module (supporting BLE 5.0 or higher); when integrated with third-party professional positioning service systems, it can enable positioning services, meeting the needs for visual asset management in various scenarios.

In addition, to address the diverse connectivity requirements of the Internet of Things (IoT) ecosystem, the AP is equipped with standard USB ports: the USB ports can directly connect to lightweight IoT devices. This eliminates the need for additional power line deployment and significantly reduces the installation and O&M (Operations and Maintenance) costs of IoT devices.

AI-Powered Dynamic Power Save

H3C Wi-Fi 7 series APs employ a green design that supports Dynamic and Static SM Power Saving (SMPS) and Enhanced Automatic Power Save Delivery (E-APSD). They can dynamically adjust the MIMO working mode and efficiently put terminals to sleep. H3C Wi-Fi 7 series APs support green AP mode, which enables single radio standby while allowing for more precise power control; additionally, they feature a function that automatically wakes up APs at preset times and adapts to usage scenarios based on connection requirements—for instance, during low-demand periods such as non-working hours and weekends, this function automatically turns off radio modules, effectively reducing device power consumption and cutting operational costs.

Wireless Security policy

The APs support WPA2-Personal, WPA2-Enterprise, WPA3-Personal, WPA3-Enterprise authentication and encryption modes to ensure security of the wireless network.

APs support WIPS, and can monitor, identify, defend, counter, and perform refined management on the rogue devices, to provide security guarantees for air interface environment and wireless data transmission.

The CAPWAP link protection and DTLS encryption provide security assurance, improving data transmission security between the AP and the AC.

Secure infrastructure

Trusted systems built on H3C Secure Boot provide a strong security foundation for H3C products.All device software compilations utilize RSA asymmetric encryption to ensure the integrity and authenticity of firmware and boot programs. The basic boot code in tamper-resistant partitions establishes a Root of Trust, and forms a Chain of Trust by verifying

subsequent stages to enable secure system boot and validate software trustworthiness, thus effectively defending against man-in-the-middle attacks targeting software and firmware.

Doctor AP

Doctor AP mode, combining H3C AC and H3C intelligent O&M platform, collects wireless network information for scenarios where terminal access is abnormal, and analyzes and locates wireless faults quickly and accurately.

Radio Resource Management

Radio Resource Management (RRM), the AP monitors air interface channel utilization, channel interference, and signal conflict in real time, and works with H3C intelligent O&M platform to adjust RF parameters such as working channel, bandwidth, and power in a timely manner to maintain the optimal RF resource status.

Radio Resource Optimization Policy

Radio Resource Optimization Policy (RROP) refers to the collection of multiple wireless air interface optimization methods, which is committed to reducing or controlling the consumption of air interface media resources by management packets, broadcast packets, and invalid packets. Set aside more resources to provide users with better wireless application services.

Station Access Control Policy

The Station Access Control Policy (SACP) restricts, controls, and guides the access of wireless terminals to better AP or wireless services. In addition, terminal traffic is controlled and scheduled according to network applications to improve the overall performance of the wireless network and improve the experience and effect of wireless access applications.

Roaming protection

Wireless AP fully supports the Fast BSS Transition function defined in the 802.11r standard, which can accelerate the roaming process of wireless users, reduce the probability of connection interruption, and improve the roaming service quality. Through 802.11k protocol mechanism, AP and wireless client interact with each other to perceive the network topology in multiple dimensions. The AC recognizes and calculates the roaming time and roaming access location of the wireless client in full view, and negotiates the switch with the client through 802.11v and 802.11r mechanisms.

Application guarantee

APs support smart application control technology and can implement visualized control on Layer 4 to Layer 7 applications. Coupled with H3C WLAN ACs, the APs can identify a large number of common applications in various office scenarios. Based on the identification results, policy control can be implemented on user services, including priority adjustment, scheduling, blocking, and rate limiting to ensure efficient bandwidth resource and improve quality of

key services.

Global Wi-Fi 7 regulations

On a global scale, while there is a broad consensus among countries on the need for greater Wi-Fi capacity, progress in opening up the 6GHz frequency band varies. H3C Wi-Fi 7 series APs can adjust flexibly based on the status of frequency band opening and regulatory requirements in different countries. Once relevant Wi-Fi 7 regulations are officially approved and certified, the devices will automatically update regulatory configurations to ensure compliance and smooth activation of Wi-Fi 7 functionality.

Technical specifications

Hardware specifications

Item	Specification
Weight	0.85kg
Dimensions (W × D × H)	240 mm × 240 mm × 45.2 mm (without mounting brackets)
Interface	1 x 100/1000M/2.5G Ethernet, RJ-45, PoE input 1 x 1000M/2.5G/5G/10G optical, SFP+, PoE input
Console port	1 x Management console port (RJ-45)
USB port	1 x USB 2.0 at 2.5W
PoE input	1 x 100/1000M/2.5G Ethernet, 802.3at 1 x 1000M/2.5G/5G/10G optical, 802.3at
Local power supply	54V DC (center-positive circular plug) power adapter (sold separately)
Antenna type	Built-in omni-directional antenna
Antenna gain	6GHz peak gain: 5.3dBi 5GHz peak gain: 5.7dBi 2.4GHz peak gain: 3.2dBi Note: The equivalent antenna gain is 3.7dBi in 6GHz, 4.4dBi in 5GHz and 2.0dBi in 2.4GHz
Built-in IoT module	BLE5.3

Item	Specification
Frequency bands	2.400 to 2.4835GHz ISM 5.150 to 5.250GHz U-NII-1 5.250 to 5.350GHz U-NII-2A 5.470 to 5.725GHz U-NII-2C 5.725 to 5.850GHz U-NII-3/ISM 5.850 to 5.895 GHz U-NII-4 5.925 to 6.425GHz U-NII-5 6.425 to 6.525GHz U-NII-6 6.525 to 6.875GHz U-NII-7 6.875 to 7.125GHz U-NII-8 Note: The available bands and channels are dependent on the configured regulatory domain (country)
Modulation technology	802.11b: Direct-sequence spread spectrum (DSSS) 802.11a/g/n/ac: Orthogonal frequency-division multiplexing (OFDM) 802.11ax/be: Orthogonal frequency-division multiple access (OFDMA)
Modulation mode	11b: BPSK, QPSK, CCK 11a/g/n: BPSK, QPSK, 16QAM, 64QAM 11ac: BPSK, QPSK, 16QAM, 64QAM, 256QAM 11ax: BPSK, QPSK, 16QAM, 64QAM, 256QAM, 1024QAM 11be: BPSK, QPSK, 16QAM, 64QAM, 256QAM, 1024QAM, 4096QAM
Data rates (Mbps)	802.11b: 1, 2, 5.5, 11 802.11a/g: 6, 9, 12, 18, 24, 36, 48, 54 802.11n: 6.5 to 600 (NSS = 1 to 4, HT20 to HT40) 802.11ac: 6.5 to 6,933 (MCS0 to MCS9, NSS = 1 to 8, VHT20 to VHT160) 802.11ax: 7.3 to 9,608 (MCS0 to MCS11, NSS = 1 to 8, HE20 to HE160) 802.11be: 7.3 to 23,059 (MCS0 to MCS13, NSS = 1 to 8, EHT20 to EHT320)
Maximum transmit power	6G: 26dBm 5G: 26dBm 2.4G: 26dBm Note: Transmit power is multi-chain combined power, no antenna gain is included. The actual transmit power depends on local laws and regulations Note: To comply with spectrum regulatory requirements across different regions, the 6GHz RF (Radio Frequency) function of the device will be in a disabled state in countries/regions where the use of the 6GHz band is prohibited. Once the policy for 6GHz band usage in such countries/regions is implemented, this function can be officially activated in conjunction with future software update processes, ensuring the device operation complies with local regulations
Adjustable power granularity	Configurable in increments of 1dBm
Reset button	Restoration to factory default, AP mode control(CloudAP/FitAP)
Kensington	Kensington security slot

<table>
<tr><th>Item</th><th colspan="7">Specification</th></tr>
<tr><td>Installation</td><td colspan="7">Wall mounting/ceiling mounting, the mounting bracket has been preinstalled on the back of the AP</td></tr>
<tr><td>Indicators (LED)</td><td colspan="7">Yellow/green/blue status LEDs for different working states indicate boot loader status, association status, operating status, and fault states of the system</td></tr>
<tr><td>Temperature</td><td colspan="7">Operating temperature: –10°C to +50°C
Storage temperature: –40°C to +70°C</td></tr>
<tr><td>Humidity</td><td colspan="7">Operating humidity: 5% to 95% (non-condensing)
Storage humidity: 5% to 95% (non-condensing)</td></tr>
<tr><td>Protection class</td><td colspan="7">IP41</td></tr>
<tr><td>Surge protection</td><td colspan="7">Common Mode：4KV</td></tr>
<tr><td rowspan="6">Overall power consumption</td><td>Power Source</td><td>6GHz Radio</td><td>5GHz Radio</td><td>2.4GHz Radio</td><td>Link speed</td><td>USB</td><td>Max PoE power consumption</td></tr>
<tr><td>802.3at</td><td>2*2</td><td>2*2</td><td>2*2</td><td>2.5Gbps</td><td>Y</td><td>25.4W</td></tr>
<tr><td>802.3at</td><td>2*2</td><td>2*2</td><td>2*2</td><td>2.5Gbps</td><td>N</td><td>22.9W</td></tr>
<tr><td>802.3af</td><td>-</td><td>-</td><td>-</td><td>-</td><td>-</td><td>-</td></tr>
<tr><td>DC</td><td>2*2</td><td>2*2</td><td>2*2</td><td>2.5Gbps</td><td>Y</td><td>25.4W</td></tr>
<tr><td colspan="7">Note: Actual power consumption may vary depending on access point usage.</td></tr>
<tr><td>Safety standards</td><td colspan="7">IEC/EN 62368-1
GB 4943.1</td></tr>
<tr><td rowspan="2">EMC standards</td><td colspan="7">EN 301 489-1
EN 301 489-3
EN 301 489-17
EN 60601-1-2
EN 55032
EN 55035</td></tr>
<tr><td colspan="7">CISPR 32
CISPR 35
AS/NZS CISPR32
ICES-003 Issue 7
GB/T 9254.1
GB/T 9254.2
GB 17625.1
GB 17625.2</td></tr>
</table>

Item	Specification
	IEC/EN 61000-4-2 IEC/EN 61000-4-3 IEC/EN 61000-4-4 IEC/EN 61000-4-5 IEC/EN 61000-4-6 IEC/EN 61000-4-8 IEC/EN 61000-4-11 IEC/EN 61000-3-2 IEC/EN 61000-3-3
Radio standards	ETSI EN 300 328 ETSI EN 301 893, FCC Part 15E, ETSI EN 300 440 ETSI EN 303 687
RoHS standards	EN IEC 63000:2018
Health standards	EN 50385:2017 EN IEC 62311:2020
MTBF (25°C)	1040998 hours

Software specifications

Item		Specification
Product capabilities	Basic information	Indoor, triple-radio AP, 802.11a/b/g/n/ac/ac Wave 2/ax/be
	AP Operating Mode	Fit AP Mode, managed by Wireless LAN Controller Cloud AP Mode, managed by H3C intelligent O&M platform Anchor AC Mode Note: AP Operating Modes can be switched via CLI, Wireless LAN Controller, H3C intelligent O&M platform, Reset button
	Supported Wireless LAN Controllers	H3C WX2800X, WX3800X, WX5800X Series Wireless LAN Controllers
	Frequency and MIMO	Tri-radio mode (Default) 5GHz, 2×2:2, 2.882Gbps 5GHz, 2×2:2, 2.882Gbps 2.4GHz, 2×2:2, 0.688Gbps Tri-radio mode 6GHz, 2×2:2, 5.765Gbps 5GHz, 2×2:2, 2.882Gbps 2.4GHz, 2×2:2, 0.688Gbps

Item		Specification
	Compliance and bandwidth	6GHz, 802.11ax/be 20MHz/40MHz/80MHz/160MHz/320MHz 5GHz, 802.11a/n/ac/ax/be 20MHz/40MHz/80MHz/160MHz 2.4GHz, 802.11b/g/n/ax/be 20MHz/40MHz
	Maximum transmission speed	9.335 Gbps (2x2 320 MHz on 6 GHz, 2x2 160 MHz on 5 GHz, and 2x2 40 MHz on 2.4 GHz) 6.452 Gbps (2x2 160 MHz on 5 GHz, 2x2 160 MHz on 5 GHz, and 2x2 40 MHz on 2.4 GHz)
	Maximum number of clients	768 (256 on 6 GHz, 256 on 5 GHz, and 256 on 2.4 GHz) Note: the actual number of users varies according to the environment
	Maximum number of BSSIDs for each radio	8
802.11be	320MHz channel width	The 6GHz frequency band is one of the core key technologies of Wi-Fi 7. With its ultra-large available bandwidth of 1200 MHz, it can support a configuration of up to 3x 320 MHz channels, accurately supporting low-latency and high-bandwidth-consuming application scenarios such as high-definition video and AR/VR. Furthermore, this frequency band is restricted to access by devices that support Wi-Fi 6E or Wi-Fi 7, effectively avoiding interference and speed loss caused by traditional Wi-Fi devices at the source
	4096-QAM	As one of the key technologies of Wi-Fi 7, 4096-QAM is an quadrature amplitude modulation (QAM) technology capable of carrying 12 bits of data per symbol. Under identical coding conditions, it delivers a 20% increase in data rate compared to the 1024-QAM used in Wi-Fi 6, laying a solid technical foundation for various high-bandwidth applications
	MLO	Multilink operation (MLO) is a core technology in Wi-Fi 7 (802.11be) that enables devices to establish simultaneous connections across multiple frequency bands and channels (2.4 GHz, 5 GHz, 6 GHz) to achieve dramatically improved throughput, latency, and reliability
	Preamble puncturing	Preamble puncturing is a key technology for Wi-Fi 7 to break through the limitations of spectrum resources. By dynamically eliminating interfered subchannels, it enables the efficient utilization of non-contiguous spectrum resources, significantly enhancing the network's anti-interference capability and spectrum utilization efficiency
	Multi-RU	Multi-RU (Multi-Resource Unit) is a core physical-layer technology introduced in Wi-Fi 7. It enables the maximization of spectrum resource utilization through the dynamic aggregation of multiple Resource Units (RUs), addressing bandwidth bottlenecks and interference issues in high-density networks
	MU-MIMO	Uplink / Downlink Multi-user multiple-input multiple-output (MU-MIMO)
	OFDMA	Uplink / Downlink Orthogonal frequency division multiple access (OFDMA)

Item		Specification
802.11ax	TWT	Target Wake Time, allowing clients to sleep for a predetermined period of time and be awakened only when network communication is needed, effectively reducing the power consumption
	BSS coloring/SR	Spatial reuse, dividing different BSSs into different colors to avoid co-frequency interference and improve the user experience of wireless networks
	MU-MIMO	Uplink / Downlink Multi-user multiple-input multiple-output (MU-MIMO)
	OFDMA	Uplink / Downlink Orthogonal frequency division multiple access (OFDMA)
WLAN basics	A-MPDU	Aggregated MAC Protocol Data Unit, improves the data transmission efficiency of wireless networks by optimizing the composition of TX/RX directional data packets
	A-MSDU	Aggregated MAC Service Data Unit, improves the data transmission efficiency of wireless networks by optimizing the composition of TX/RX directional data packets
	LDPC	Low-density Parity-Check, improves the communication efficiency of wireless networks through error correction coding technology
	LACP	Link Aggregation Control Protocol, achieving bandwidth aggregation, redundancy backup, and load balancing, the APs require at least 2 ports
	STBC	Space-Time Block Coding, improve the Channel capacity of wireless networks through multi-antenna coding technology
	DFS	802.11 Dynamic Frequency Selection, automatically identify DFS frequency bands, automatically adjust frequencies of the devices, and avoid interference with other devices
	TxBF	Transmit Beamforming, improve the signal-to-noise ratio of wireless network signal transmission by adjusting the beam direction of antenna transmitting signals
	CCF	Cellular coexistence feature, use built-in software filtering to minimize the impact of interference from 3G/4G cellular networks
	MRC	Maximum-ratio combining, improve signal reception quality
	CDD/CSD	Cyclic Delay Diversity/Cyclic Shift Diversity, improve signal reception quality
Tunnel management	CAPWAP tunnel	Unicast/broadcast/DNS/DHCP/static IP method for discovering AC
	NAT	NAT between AC and AP
	DTLS	Tunnel between AC and AP support DTLS encryption
	IPv4/IPv6	Tunnel between AC and AP support IPv4 and IPv6
	Time synchronization	Synchronizing clock information from AC
	Dual tunnel	Establishing CAPWAP tunnels with two ACs
	PPPOE	PPPOE Client
	IPsec	Cloud AP mode Support IPsec
WLAN extension	RF adjustment	Automatic channel/power/bandwidth adjustment
	SSID hiding	Restrict access and improve wireless network security by SSID hiding
	Limit the number of connected users	User access count restriction based on SSID and RF
	Forwarding mode	Centralized forwarding/local forwarding/policy forwarding
	Local forwarding	Local forwarding based on SSID and VLAN

Item		Specification
	VLAN binding	Binding VLAN based on interface/SSID/MAC
	User isolation	VLAN-based user isolation SSID-based user isolation
	Load balancing	Traffic-based load balancing User-based load balancing Frequency band-based load balancing, dual-5G devices only
	Band steering	Help 6G capable clients migrate from 5G to 6G radios. Wi-Fi 6E and Wi-Fi 7 clients are automatically directed to the 6G radio to leverage its benefits, while freeing up 2.4G and 5G radios for legacy clients
	Roaming	802.11k and 802.11v smart roaming 802.11r fast transition roaming
	Multicast enhancement	IPv4/IPv6 MLD Snooping/IGMP Snooping Convert multicast data into unicast data for transmission, reducing network congestion
	Wireless location	Fit AP mode support BLE location Fit AP mode support RSSI location
	IOT	IoT expansion by connecting third-party RFID or Zigbee gateways through USB port
	Mesh	Mesh link Mesh link security Multi-hop Mesh
	Wireless probing	Monitor the wireless network environment by monitoring wireless network messages
	Hotspot 2.0	Fit AP mode support Hotspot 2.0
	Bonjour gateway	Forwarding mDNS packets across VLANs
User authentication	802.1X authentication	Local and remote 802.1X authentication
	MAC authentication	Local and remote MAC authentication
	Portal authentication	Local and remote Portal authentication Guest/Captive portal Portal mac-trigger
	PSK	PSK and Private-PSK
	PPSK	Fit AP mode support Private Pre-Shared Key, obtain passwords to access wireless networks through the H3C intelligent O&M platform
	Social Media APPs Authentication	Cloud AP mode support Google/Facebook/Twitter through the H3C intelligent O&M platform

Item		Specification
	Extensible Authentication Protocol (EAP)	EAP-Transport Layer Security (TLS) EAP-Tunneled TLS (TTLS) Microsoft Challenge Handshake Authentication Protocol (MSCHAP) v2 Protected EAP (PEAP) v0 or EAP-MSCHAP v2 EAP-Flexible Authentication via Secure Tunneling (EAP-FAST) PEAP v1 or EAP-Generic Token Card (GTC) EAP-Subscriber Identity Module (SIM)
Wireless security	Encryption	TKIP, CCMP WEP40, WEP104 WPA2-Personal (802.11i) WPA2-Enterprise with 802.1X WPA3-Personal, WPA3-Enterprise WPA3-Enhanced Open (OWE) Advanced Encryption Standard (AES)
	Forwarding security	Packet filtering MAC address filtering Broadcast storm suppression
	Wireless EAD	Coupled with EAD (End user Admission Domination) solution, implement security policies for terminals accessing the network to improve wireless network security
	Management frame protection	Provide management frame protection for wireless clients to enhance wireless network security
	WIPS	Wireless Intrusion Prevention System, protect the network from unauthorized access, such as Rogue AP, Rogue client, Rogue Wireless Bridge, Ad-hoc
	IPSG	IP source guard (IPSG) prevents spoofing attacks by using an IPSG binding table to filter out illegitimate packets
Layer 2 and Layer 3	IP address configuration	Static IP/DHCP assigned IP
	DHCP	Server/client/relay
	NAT	NAT/NAT66/NAT LOG
	LLDP	Link Layer Discovery Protocol, discovering and identifying other LLDP enabled devices and neighboring devices in the network
	STP	Spanning Tree Protocol, preventing loops in the network
	IPv4	ICMP/ACL/DHCP/TFTP/FTP/DNS
	IPv6	ICMP/ACL/DHCP/TFTP/FTP/DNS
Service assurance	Remote AP	After the tunnel between AC and AP is disconnected, AP continues to provide services to clients
	Doctor AP*	Fit AP mode support Doctor AP, simulates wireless client access process, diagnoses network issues, and improves network experience
	Spectrum Analysis	Displaying the non-Wi-Fi interference sources through the H3C intelligent O&M platform

Item		Specification
	Only 802.11ax accessing	Only wireless clients that support 802.11ax can access the network, improving the network experience
	Intelligent bandwidth guarantee	Ensure that different wireless services can obtain the lowest guaranteed bandwidth during network congestion
	Port Aggregation	Multiple uplink ports for port aggregation to increase uplink bandwidth (only applicable to multiple uplink port APs)
	Broadcast suppression	Discard ARP request and response packets from wireless clients during the suppression cycle
	Prohibit weak signal client access	AP prohibits wireless clients with signals below the threshold from accessing, to avoid low-signal clients occupying more channel resources
	Terminal roaming navigation	Adjust the AP transmission power to create more roaming conditions and improve the roaming experience
	Actively triggering client relinking	AP actively sends messages to allow wireless clients to reconnect or roam actively
	Adjust channel reuse between APs	RF chip adjusts the environmental noise perceived by the device to improve AP transmission efficiency
	Fast forwarding function for client data services	Intelligent optimization of RF chip business processing can improve performance
	Shorten client sleep time	RF chips shorten client sleep time and improve transmission efficiency through beacons
	Software version anomaly repairing	After the software version is damaged due to abnormal circumstances, AP can automatically download the available software version through AC or cloud platform
Service quality	WMM	Wi-Fi Multimedia, Improve the service quality of audio and video transmission in wireless networks through EDCA scheduling algorithm
	QoS	Priority Class, by marking TOS/DSCP fields to distinguish data streams with different priorities, high priority data streams can be quickly distributed, thereby improving service quality Priority Class, support mapping from wireless priority to wired priority QoS policy mapping, support QoS policy mapping based on SSID and VLAN Layer 2 to Layer 4 packet filtering and traffic classification CAR (Committed Access Rate), by limiting data transmission rate, avoid network congestion caused by traffic congestion
	User bandwidth management	Allocate available bandwidth per STA Allocate total bandwidth for all STA shares based on SSID Dynamically adjust the available bandwidth of STA based on business
	ATF	Air Time Fairness, by allocating an equal amount of RF usage time, reducing wireless channel congestion and improving the efficiency and fairness of wireless networks
	CAC	Call Admission Control, improve the quality of service for wireless clients that have already received high priority by limiting the number of wireless clients that have received high priority Support number of users/Channel utilization based

Item		Specification
	Application Identification	SQA (Software Quality Assurance), identifies audio and video services based on SIP protocol, prioritizing service quality assurance UCC (Unified Communications and Collaboration), increase the processing priority of audio and video services and prioritize ensuring service quality
Power saving	Green AP mode	Dynamically adjust MIMO configuration based on wireless client access status to reduce device power consumption
	U-APSD	Unscheduled Automatic Power Save Delivery, reduce device power consumption by scheduling VoIP data streams separately from non-VoIP data streams
	SM Power Save	Spatial Multiplexing Power Save, reduce device power consumption through low-power standby mode
Management and maintenance	GUI	Cloud AP mode support WEB management via HTTP/HTTPS
	SNMP	Cloud AP mode support SNMP V1/V2c/V3 In Fit AP Mode, the Wireless LAN Controller can support SNMP V1/V2c/V3
	MIB	RFC 1213 MIB-II Stands for Management Information Base RFC 3418 Management Information Base (MIB) for the Simple Network Management Protocol (SNMP)
	Remote debugging	SSH V2.0/Telnet/FTP/TFTP
	Local debugging	Support CLI
	Information maintenance	Cloud AP mode support Syslog
	Secure boot	Supporting firmware protection, ensuring the integrity of the subsequent running program codes through the trusted Boot-Loader, forming a trusted device boot chain
	Netconf	Cloud AP mode Support Netconf provides programmable and scalable methods to manage network devices
IEEE standards	802.11	IEEE 802.11a/b/g/n/ac/ac Wave 2/ax/be IEEE 802.11d/e/h/i/w/u IEEE 802.11k/v/r
	802.3	802.3af/802.3at/802.3bt 802.3az
	802.15	802.15.1
Wi-Fi certified	Wi-Fi Alliance: Wi-Fi 7, Wi-Fi 6E, Wi-Fi 6, WMM, WPA, WPA2 and WPA3 – Enterprise, Personal (SAE), Enhanced Open (OWE)	

- The features marked with * can be implemented through software upgrade.
- The options may be different depending on the specific requirement. Restrictions and limitations may apply. To confirm availability, refer to related user guide or visit H3C website https://www.h3c.com/en/home/htb/.

Antenna patterns

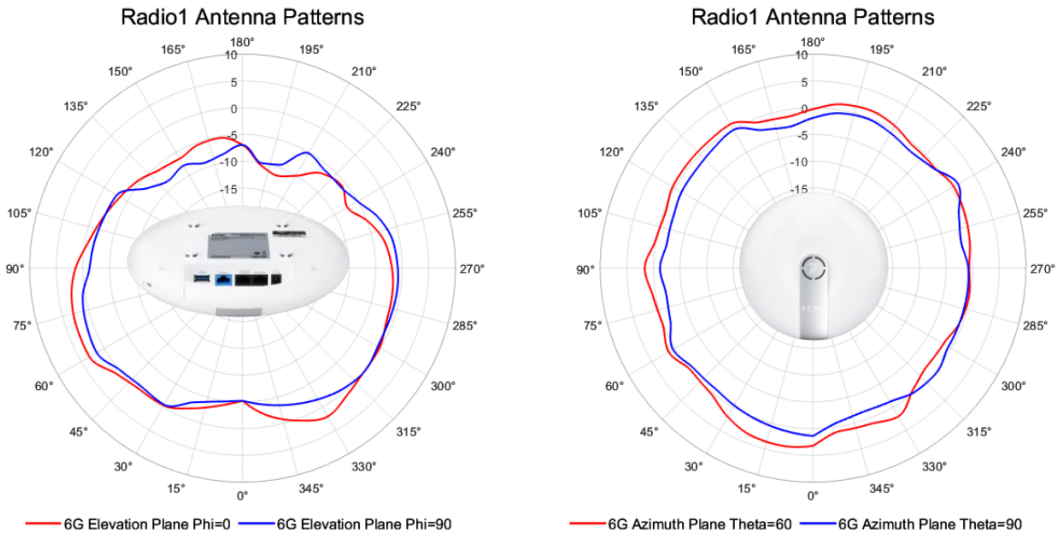

Radio1: 6GHz (AP front facing down)

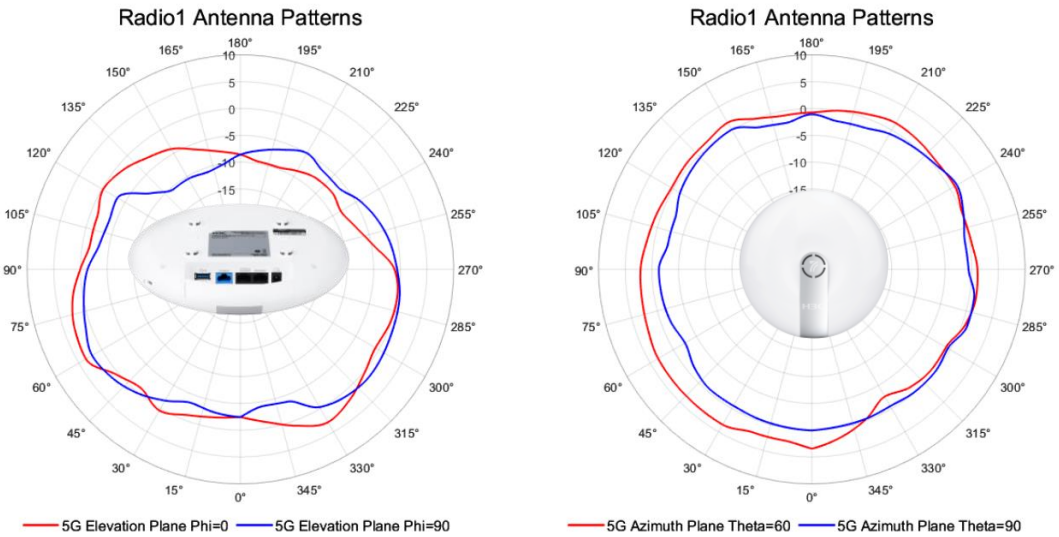

Radio1: 5GHz (AP front facing down)

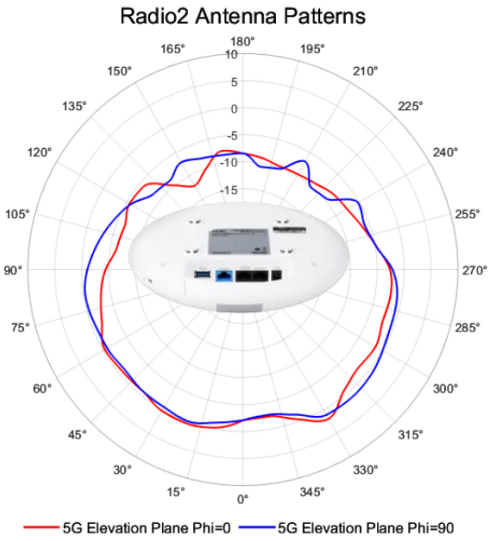

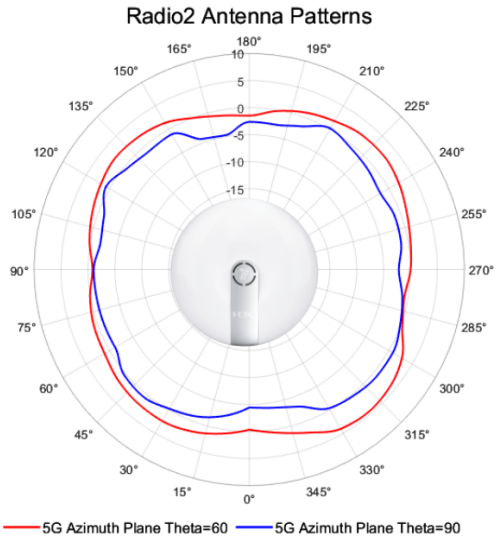

Radio2: 5GHz (AP front facing down)

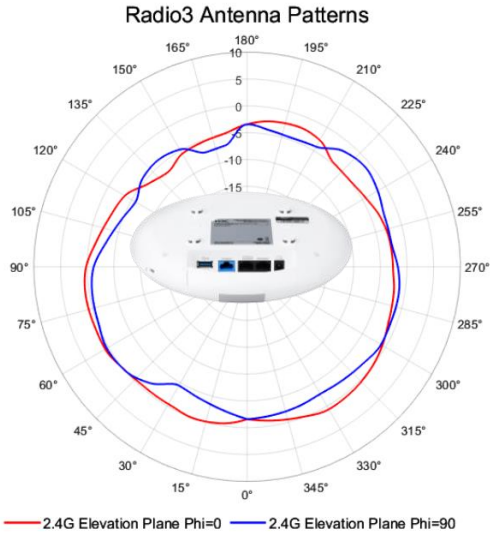

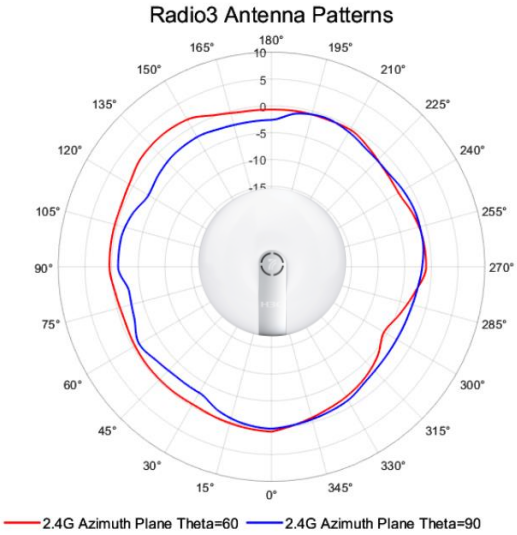

Radio3: 2.4GHz (AP front facing down)

Ordering information

Product code	Description
9801A7LM	H3C WA7232 Internal Antennas 6 Streams Triple Radio 802.11be/ax/ac/n Access Point(1*2.5GE+1*10G PSFP)-FIT
9802A02Y	RDW06305401170-C55-51 H3C 54V 63W High Power Adapter Power Supply

New H3C Technologies Co., Limited
Beijing Headquarters
Tower 1, LSH Center, 8 Guangshun South Street, Chaoyang
District, Beijing, China
Zip: 100102
Hangzhou Headquarters
No.466 Changhe Road, Binjiang District, Hangzhou, Zhejiang,
China Zip: 310052
Tel: +86-571-86760000
Fax: +86-571-86760001

Copyright ©2025 New H3C Technologies Co., Limited Reserves all rights Disclaimer: Though H3C strives to provide accurate information in this document, we cannot guarantee that details do not contain any technical error or printing error. Therefore, H3C cannot accept responsibility for any inaccuracy in this document. H3C reserves the right for the modification of the contents herein without prior notification.

https://www.h3c.com